


# Puzzle – articulation

L'image et les pièces (grille avec images) sont à imprimer en recto-verso. **Attention**, le recto-verso doit se faire sur le bord court sinon l'image et le puzzle seront à l'envers.

 Je n'ai pas apposé le nom de ma page sur les puzzles afin de ne pas gâcher le dessin. Je vous demande donc de **respecter mon travail** en ne le **vendant pas** ou en vous l'appropriant (principes de base mais j'aime toujours le rappeler !!). Une publication a déjà été rédigée à ce sujet et a même été épinglée sur ma page : emilles idées de logopède → n'hésitez pas à aller y jeter un oeil si cela n'est pas clair 😊

Je mets tout ceci à votre disposition avec grand plaisir donc veuillez respecter mon travail en **mentionnant bien la source** si vous souhaitez le **partager** à une tierce personne, à un.e collègue ou que sais-je . . . 😊

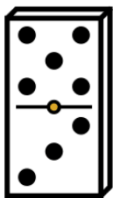
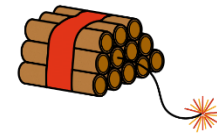

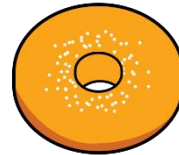




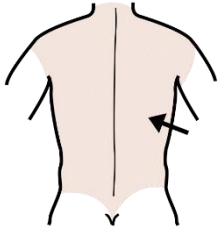
D'avance : Bon amusement !

**Facebook** : emilles idées de logopède



Sources des images : <https://arasaac.org/pictograms/search> ; <https://fr.freepik.com/>

*/d/ position initiale*

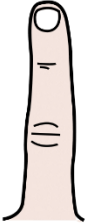

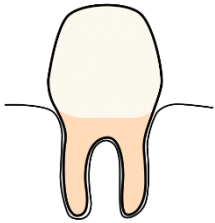




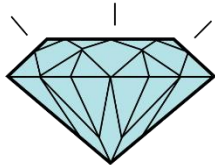
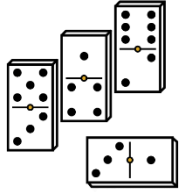




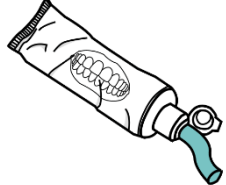


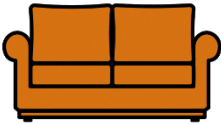

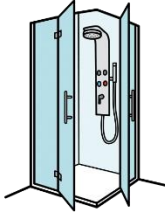


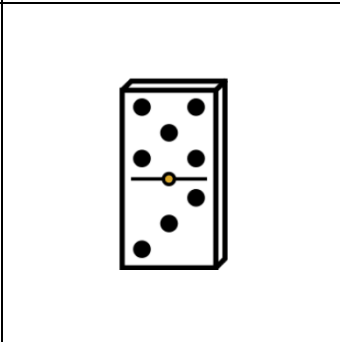
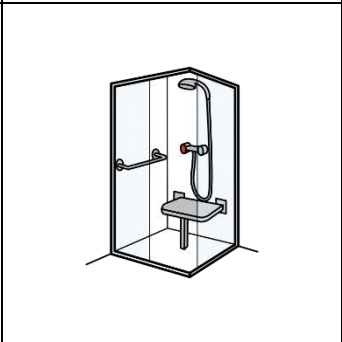




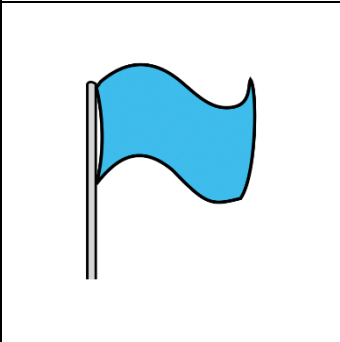





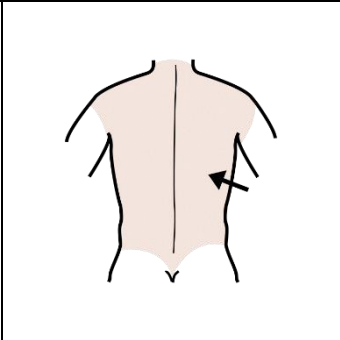





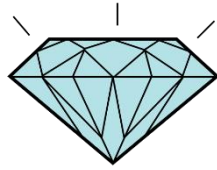
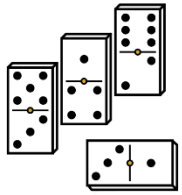
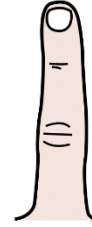
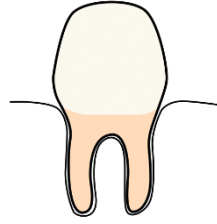
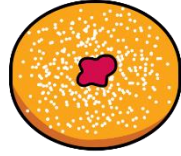
2



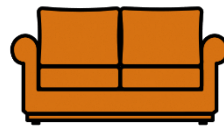
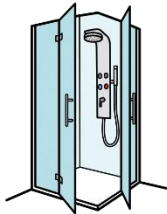



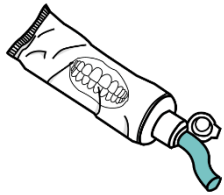



				
		<h1>10</h1>		
				
				




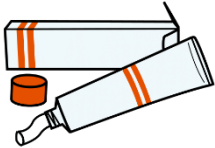



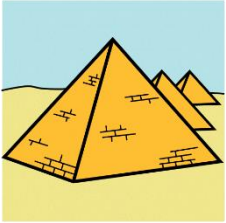



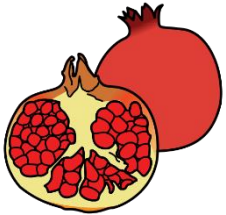




10



*/d/ position finale*






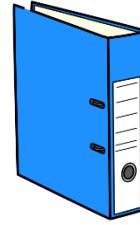


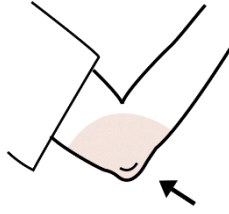




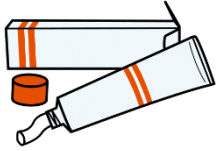




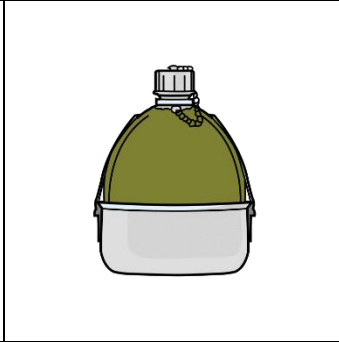


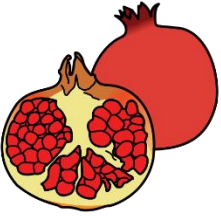



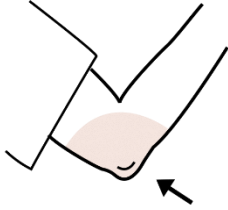













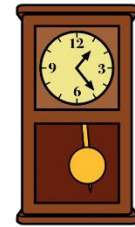


Planche 1				
				
				




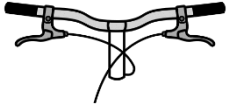
Planche 2				
				
				

*/d/ position médiane*





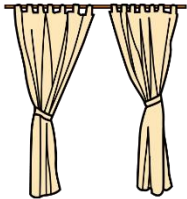
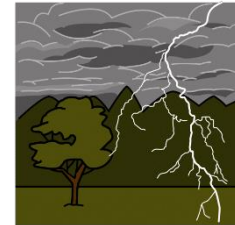









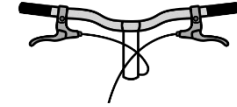
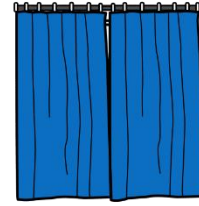





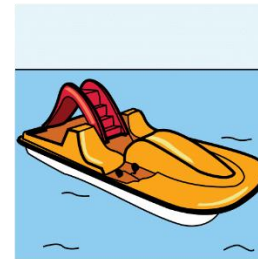
8+2





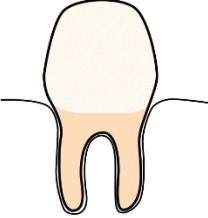








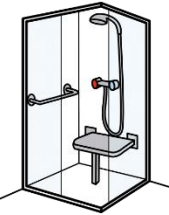
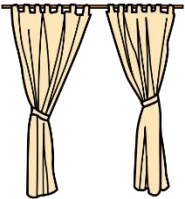


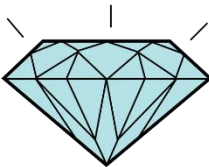




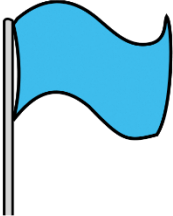


$$8 + 2$$





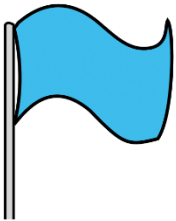



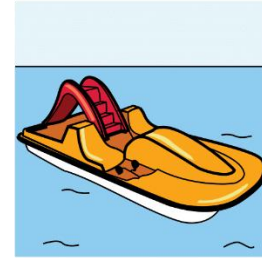
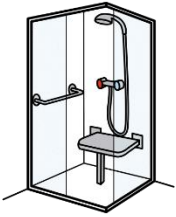
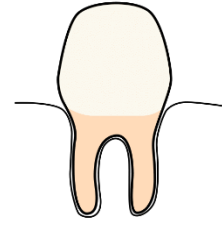

*/d/ trois positions*

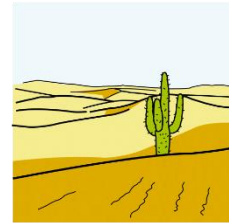
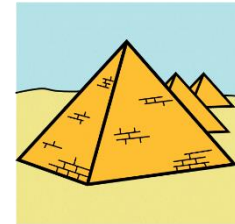


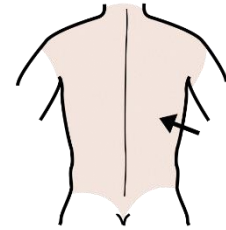

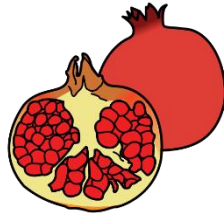

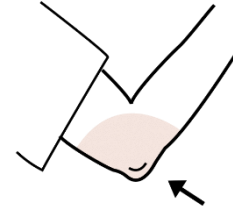
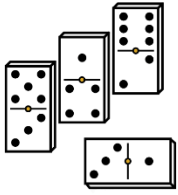








The background of the entire page is a repeating pattern of stylized human figures. Each figure is composed of a circular head and a rounded, hunched body. The interior of each figure is filled with fine, parallel diagonal lines. The figures are arranged in a regular, grid-like pattern across the page.

*Puzzle articulation du phonème /d/*

*Thème : Disney*